



EMR Southern Coastal Rocky Reef ID



Spotty (Paketi/Pakirikiri)



Butterfish (Mararī)



Banded wrasse
(Tāngahangaha)



Red moki (Nanua)




Blue eyed triplefin
(Kokopu)



Common triplefin
(Kokopu)



Variable triplefin
(Kokopu)



Crayfish (Koura)



Blue cod (Rāwaru)



Marble fish



Blue moki



Tarakihi



Macrosistis



Trumpeter (Kohikohi)



Scarlet wrasse
(Puuwaiwhakarua)



Sea perch (Pohuiakaroa)



Wellingtons
nudibranch



Sea tulip



Sea
cucumber



Cushion star
(Kapu parahua)



Seahorse
(Manaia)



Wandering anemone
(Kotōre moana)



Pipefish



Cooks turban
(Karaka)



Kina



Pāua



EMR Northern Coastal Rocky Reef ID



Parore



Yellow eyed mullet (Aua)



Snapper (Tāmure)



Goatfish (Āhuruuru)



John dory (Kuparu)



Ecklonia



Clown nudibranch



Golf ball sponge (Kopuputai)



Hihihiwi



Trevally (Araara)



Eagleray (Whai keo)



Leatherjacket (Kokiri)



Piper (Ihe)




Porae



Pipefish



Sweep (Hui)



Crayfish (Koura)



Spotty (Paketi/Pakirikiri)



Butterfish (Mararī)



Banded wrasse (Tāngahanga)



Red moki (Nanua)



Blue eyed triplefin (Kokopu)



Common triplefin (Kokopu)



Variable triplefin (Kokopu)



Cooks turban (Karaka)



Kina

Octopus (Wheke)





EMR Adult Supervisor/Guide checklist


Each snorkeler should have:

- ✓ Mask
- ✓ Snorkel
- ✓ Fins
- ✓ Wetsuit
- ✓ Hood (colder waters)

Make sure all gear fit for purpose before entering the water

Using the body board:

- ✓ Always stay one arm's length from each other and board
- ✓ Use the one up one down rule for duck diving
- ✓ No one to return to beach alone



Find out more at
www.emr.org.nz

Emergency Signals

- ✓ One arm straight up = I need assistance
- ✓ One/both arms waving = Emergency, I need immediate help
- ✓ Whistles
 - 1 Blast = stop for instructions
 - 3 Blasts = emergency, listen for instructions, evacuate out of the water quick and safe



Always remember:

- ✓ Introduce yourself
- ✓ Go through hand signals
- ✓ Check experience/medical
- ✓ Follow EMR snorkel leader instructions
- ✓ To be kaitiaki/guardians and look after all marine life
- ✓ To check in and out of the water with the safety observer
- ✓ Supervise buddy group at all times
- ✓ Check group not getting cold
- ✓ Be alert for dynamic hazards
- ✓ Check group understands instructions

